

20/20




= 8,26%

20/40




= 16,52%

40/40




= 33,04%

40/60




= 16,74%

60/60



= 25,44%



**Formaat 20/20 + 20/40
+ 40/40 + 40/60 + 60/60 cm**